



## ST-4 Autoguiding Adapter

iOptron's ST-4 Autoguiding Adapter (ST-4 Adapter) is an accessory used together with an iOptron equatorial (EQ) mount or a GoToNova kit for autoguide application. This device provides a bridge between an ST-4 compatible autoguiding equipment and an iOptron's mount.

### Hardware:

- ST-4 Adapter
- DB-9 to RJ-12 converting cable

### Firmware:

GoToNova 8401 hand controller with firmware version Ver090630 and beyond.

### Connection:



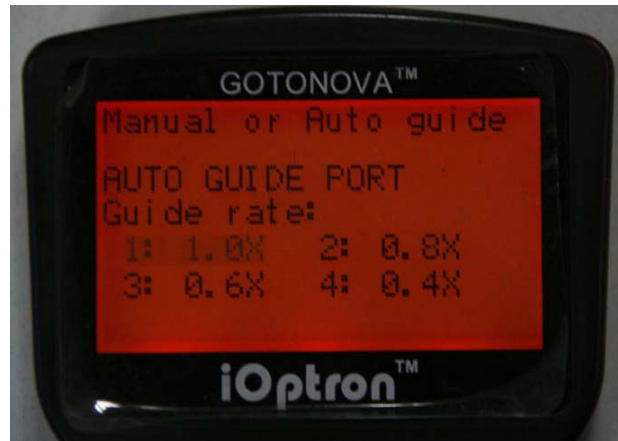
ST-4 Adapter has two ports: iOptron Port and Guide Port. Connect Guide Port to ST-4 compatible autoguiding equipment using a 6 pin RJ-12 cable (not included). Connect the DB-9 end to the iOptron Port of the adapter. Plug the RJ-12 end in to an available Port A or Port B socket on the mount.

Note: Do not plug ST-4 autoguiding cable (which also using 6 pin RJ-12 cable) into GoToNova hand control HBX port, neither the Port A or Port B on an

iOptron mount. This could damage hand controller, mount control board or ST-4 autoguiding equipment.

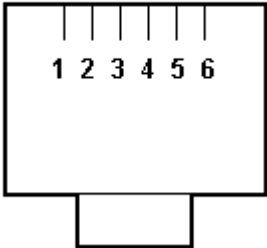
**Operation:**

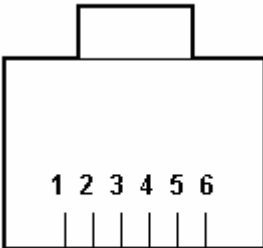
Press MENU, select Auto Guide, press ENTER. If an ST-4 Adapter is connected, "Auto Guide Port" will show on 8401 screen.



Now the kit motors can be controlled by a guiding signal from an ST-4 compatible autoguiding equipment through Guide Port. Use the number key to select guide rate.

**Auto Guide and iOptron Port Pin-Out**

<p><b>AUTO GUIDE</b></p> 	<b>Auto Guide Port Pins</b>	<b>Function</b>
	1	Not connected
	2	Ground
	3	Move RA Positive
	4	Move Dec Positive
	5	Move Dec Negative
	6	Move RA Negative

 <p><b>RJ12 6PIN PLUG</b></p>	<b>iOptron Ports</b>	<b>DB9 Pins</b>	<b>Function</b>
	6	1	GND
	5	6	GND
	4	2	DATA1
	3	3	DATA2
	2	4	12V
1	5	12V	